



INSTITUTO DE PREVIDÊNCIA SOCIAL DOS SERVIDORES PÚBLICOS DO MUNICÍPIO DE PORTO FELIZ

Rua Geraldo Esmédo Pires, 45, Centro, Porto Feliz / SP

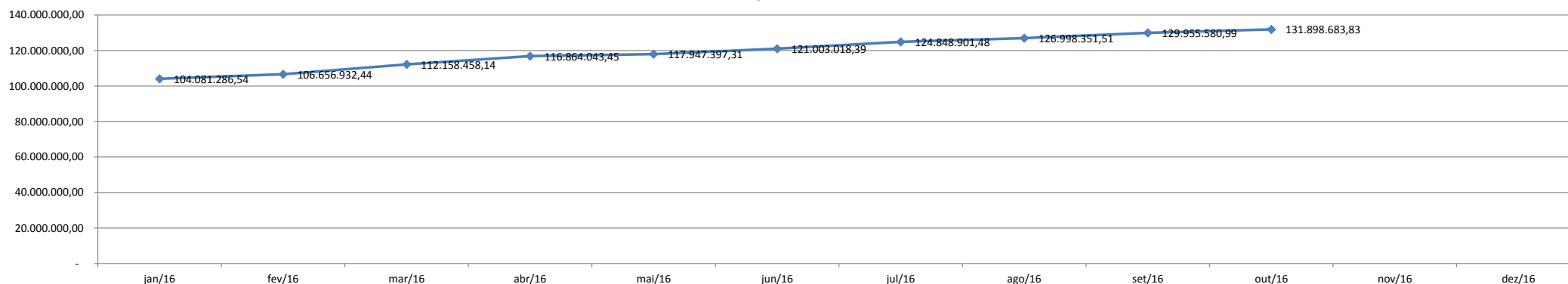
Fone / Fax: (15) 3261-6725 / (15) 3262-4296 / Site: www.portoprevportofeliz.sp.gov.br

CARTEIRA DE INVESTIMENTOS DE 2016

Valores em R\$

INVESTIMENTOS	INSTITUIÇÃO FINANCEIRA	ENQUAD. RES. CVM	MÊS / ANO											
			jan/16	fev/16	mar/16	abr/16	mai/16	jun/16	jul/16	ago/16	set/16	out/16	nov/16	dez/16
BB PREVID IMA-B TP	B. BRASIL	ART 7º, I, B	13.416.082,08	13.715.984,60	14.446.939,52	15.010.961,32	14.992.972,10	15.278.461,77	15.660.836,50	15.800.229,72	16.047.311,82	16.147.332,78		
BB PREVID RF IRF-M1	B. BRASIL	ART 7º, I, B	2.600.841,18	2.028.150,14	2.790.913,73	3.546.742,68	4.824.382,20	5.763.684,39	7.094.983,81	8.178.571,74	7.572.307,28	6.842.039,64		
BB PREVID RF IMAB 5+	B. BRASIL	ART 7º, I, B	5.702.019,89	5.851.282,42	6.341.851,12	6.681.872,11	6.635.974,21	6.805.386,56	7.032.240,24	7.094.922,94	7.211.596,83	7.263.856,71		
BB PREVID RF IRF-M TP	B. BRASIL	ART 7º, I, B	17.608.375,23	17.885.050,18	18.488.956,34	19.137.757,23	19.192.149,62	19.587.515,07	19.845.272,84	20.040.486,09	20.432.752,16	20.683.821,84		
RENDA FIXA INFLAÇÃO 5 FIC	ITAÚ	ART 7º, I, B	8.773.178,31	8.905.079,02	8.969.434,83	9.104.638,54	9.174.189,02	9.256.986,58	9.365.545,89	9.464.991,21	9.595.219,31	9.636.346,84		
RENDA FIXA INFLAÇÃO FICFI	ITAÚ	ART 7º, I, B	2.059.545,93	2.105.237,80	2.215.969,03	2.302.088,94	2.299.005,43	2.342.439,05	2.400.225,20	2.420.352,17	2.457.112,66	4.262.415,70		
FICFI IMA-B TIT PUBLICOS	BRADESCO	ART 7º, I, B	16.520.895,94	16.891.317,28	17.791.383,98	18.493.051,08	18.459.856,14	18.802.259,52	19.277.861,31	19.437.741,20	21.366.818,42	21.502.161,65		
FI BRASIL IMA-B TIT PUBL RF L	CAIXA	ART 7º, I, B	19.226.689,09	20.778.974,20	21.883.149,85	22.743.579,66	22.712.279,17	23.148.651,93	23.723.086,90	23.920.248,84	24.298.989,09	24.456.258,47		
FI BRASIL IMA-B 5 TP RF LP	CAIXA	ART 7º, I, B	12.831.961,54	13.026.071,68	13.121.776,75	13.322.106,81	13.425.678,42	13.548.936,38	13.710.287,07	13.856.691,32	14.050.488,12	14.114.547,06		
NTN-B 15/05/2045	TESOURO NAC.	ART 7º, I, A	5.341.697,35	5.469.785,12	6.108.082,99	6.521.245,08	6.230.911,00	6.468.697,14	6.738.561,72	6.784.116,28	6.922.985,30	6.989.903,14		
TOTAL			104.081.286,54	106.656.932,44	112.158.458,14	116.864.043,45	117.947.397,31	121.003.018,39	124.848.901,48	126.998.351,51	129.955.580,99	131.898.683,83		

EVOLUÇÃO DA CARTEIRA





INSTITUTO DE PREVIDÊNCIA SOCIAL DOS SERVIDORES PÚBLICOS DO MUNICÍPIO DE PORTO FELIZ

Rua Geraldo Esméio Pires, 45, Centro, Porto Feliz / SP

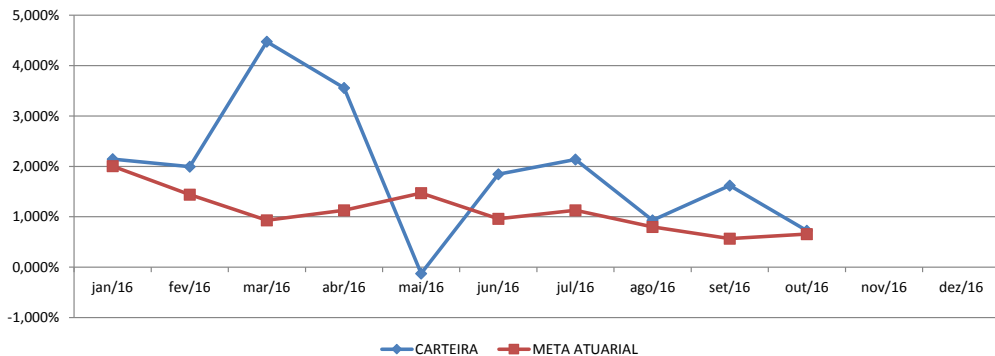
Fone / Fax: (15) 3261-6725 / (15) 3262-4296 / Site: www.portoprevportofeliz.sp.gov.br

CARTEIRA DE INVESTIMENTOS DE 2016

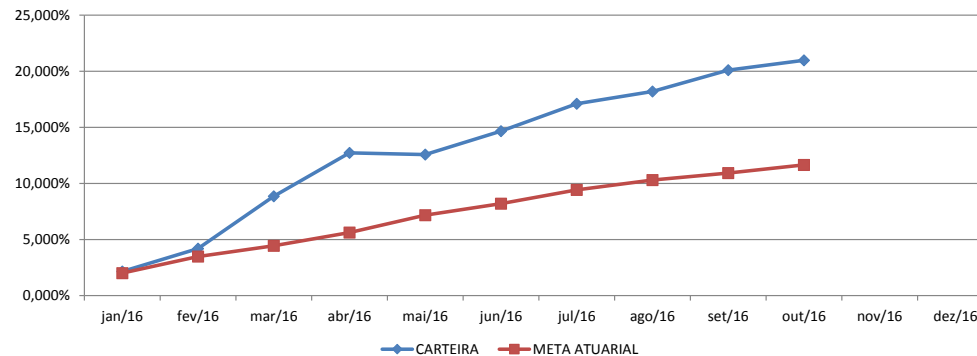
ÍNDICES DIVERSOS / BENCHMARK	ACUMULADO NO ANO	MÊS / ANO											
		jan/16	fev/16	mar/16	abr/16	mai/16	jun/16	jul/16	ago/16	set/16	out/16	nov/16	dez/16
IPCA	5,780%	1,270%	0,900%	0,430%	0,610%	0,780%	0,350%	0,520%	0,440%	0,080%	0,260%		
INPC	6,357%	1,510%	0,950%	0,440%	0,640%	0,980%	0,470%	0,640%	0,310%	0,080%	0,170%		
CDI	11,580%	1,055%	1,001%	1,161%	1,054%	1,107%	1,161%	1,110%	1,214%	1,107%	1,047%		
SELIC	11,743%	1,063%	1,010%	1,170%	1,063%	1,116%	1,160%	1,116%	1,223%	1,116%	1,128%		
IBOVESPA	49,743%	-6,790%	5,910%	16,970%	7,700%	-10,090%	6,300%	11,220%	1,030%	0,800%	11,230%		
META ATUARIAL (INPC + 6% a.a.)	11,648%	2,004%	1,441%	0,929%	1,130%	1,472%	0,959%	1,130%	0,798%	0,567%	0,658%		

RENTABILIDADE	MÊS / ANO											
	jan/16	fev/16	mar/16	abr/16	mai/16	jun/16	jul/16	ago/16	set/16	out/16	nov/16	dez/16
CARTEIRA (MÊS)	2,145%	1,994%	4,474%	3,558%	-0,125%	1,845%	2,137%	0,929%	1,620%	0,726%		
CARTEIRA (ACUM. ANO)	2,145%	4,182%	8,843%	12,716%	12,574%	14,651%	17,101%	18,188%	20,103%	20,974%		
META ATUARIAL INPC + 6% a.a. (MÊS)	2,004%	1,441%	0,929%	1,130%	1,472%	0,959%	1,130%	0,798%	0,567%	0,658%		
META ATUARIAL INPC + 6% a.a. (ACUM. ANO)	2,004%	3,474%	4,436%	5,616%	7,170%	8,197%	9,420%	10,293%	10,919%	11,648%		
DIFERENÇA CARTEIRA X META ATUARIAL (MÊS)	0,138%	0,545%	3,512%	2,401%	-1,574%	0,877%	0,996%	0,129%	1,047%	0,068%		
DIFERENÇA CARTEIRA X META ATUARIAL (ACUM. ANO)	0,138%	0,684%	4,220%	6,722%	5,043%	5,964%	7,019%	7,158%	8,280%	8,353%		

RENTABILIDADE MENSAL



RENTABILIDADE ACUMULADA





INSTITUTO DE PREVIDÊNCIA SOCIAL DOS SERVIDORES PÚBLICOS DO MUNICÍPIO DE PORTO FELIZ

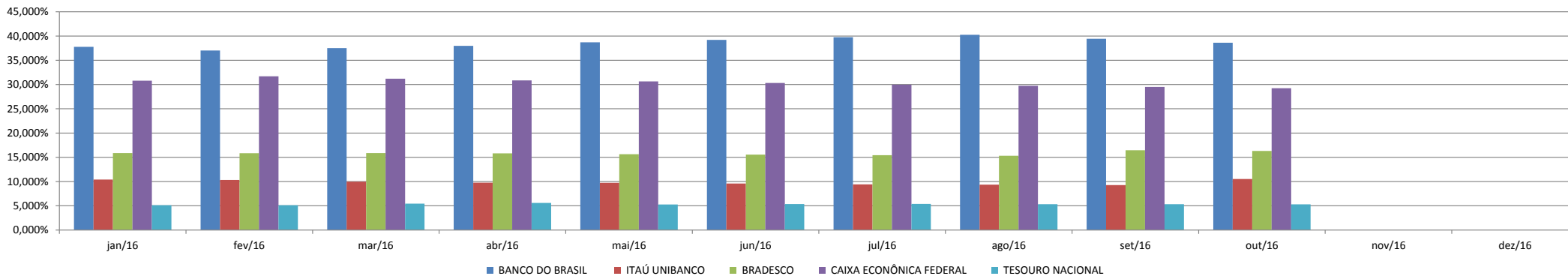
Rua Geraldo Esméio Pires, 45, Centro, Porto Feliz / SP

Fone / Fax: (15) 3261-6725 / (15) 3262-4296 / Site: www.portoprevportofeliz.sp.gov.br

CARTEIRA DE INVESTIMENTOS DE 2016

ALOCÇÃO POR INSTITUIÇÃO FINANCEIRA	MÊS / ANO											
	jan/16	fev/16	mar/16	abr/16	mai/16	jun/16	jul/16	ago/16	set/16	out/16	nov/16	dez/16
BANCO DO BRASIL	37,785%	37,016%	37,508%	37,973%	38,700%	39,202%	39,755%	40,248%	39,447%	38,618%		
ITAÚ UNIBANCO	10,408%	10,323%	9,973%	9,761%	9,727%	9,586%	9,424%	9,359%	9,274%	10,537%		
BRADESCO	15,873%	15,837%	15,863%	15,824%	15,651%	15,539%	15,441%	15,306%	16,442%	16,302%		
CAIXA ECONÔMICA FEDERAL	30,802%	31,695%	31,210%	30,861%	30,639%	30,328%	29,983%	29,746%	29,510%	29,243%		
TESOURO NACIONAL	5,132%	5,128%	5,446%	5,580%	5,283%	5,346%	5,397%	5,342%	5,327%	5,299%		
TOTAL	100,000%	100,000%	100,000%	100,000%	100,000%	100,000%	100,000%	100,000%	100,000%	100,000%		

ALOCÇÃO POR INSTITUIÇÃO





INSTITUTO DE PREVIDÊNCIA SOCIAL DOS SERVIDORES PÚBLICOS DO MUNICÍPIO DE PORTO FELIZ

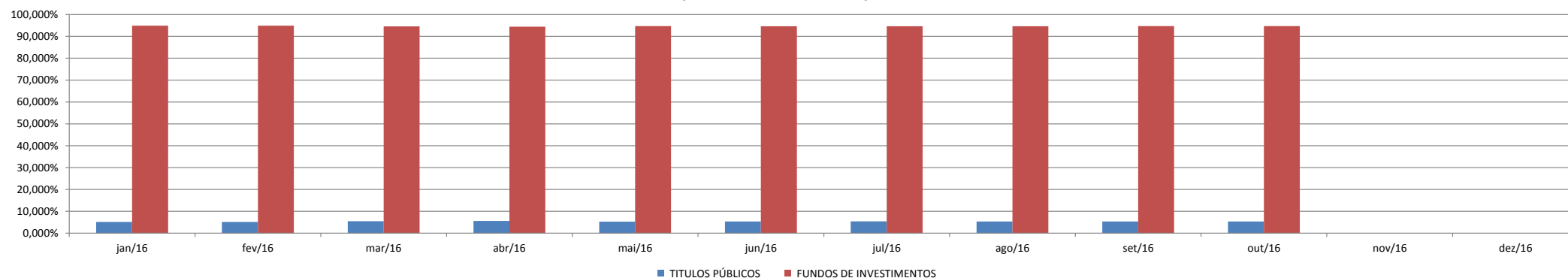
Rua Geraldo Esméδιο Pires, 45, Centro, Porto Feliz / SP

Fone / Fax: (15) 3261-6725 / (15) 3262-4296 / Site: www.portoprevportofeliz.sp.gov.br

CARTEIRA DE INVESTIMENTOS DE 2016

ALOCÇÃO CONFORME RESOLUÇÃO CVM 3922 / 2010	LIMITE SUPERIOR (Política de Investimentos)	MÊS / ANO											
		jan/16	fev/16	mar/16	abr/16	mai/16	jun/16	jul/16	ago/16	set/16	out/16	nov/16	dez/16
TÍTULOS PÚBLICOS ART. 7º, I, A	10,000%	5,132%	5,128%	5,446%	5,580%	5,283%	5,346%	5,397%	5,342%	5,327%	5,299%		
FUNDOS DE INVESTIMENTOS ART. 7º, I, B	100,000%	94,868%	94,872%	94,554%	94,420%	94,717%	94,654%	94,603%	94,658%	94,673%	94,701%		
TOTAL		100,000%	100,000%	100,000%	100,000%	100,000%	100,000%	100,000%	100,000%	100,000%	100,000%		

ALOCÇÃO CONFORME RESOLUÇÃO 3922/2010





INSTITUTO DE PREVIDÊNCIA SOCIAL DOS SERVIDORES PÚBLICOS DO MUNICÍPIO DE PORTO FELIZ

Rua Geraldo Esmédio Pires, 45, Centro, Porto Feliz / SP

Fone / Fax: (15) 3261-6725 / (15) 3262-4296 / Site: www.portoprevportofeliz.sp.gov.br

CARTEIRA DE INVESTIMENTOS DE 2016

ALOCÇÃO POR INVESTIMENTO		ENQUAD. RES. CVM	MÊS / ANO											
			jan/16	fev/16	mar/16	abr/16	mai/16	jun/16	jul/16	ago/16	set/16	out/16	nov/16	dez/16
BB PREVID IMA-B TP	B. BRASIL	ART 7º, I, B	12,890%	12,860%	12,881%	12,845%	12,712%	12,627%	12,544%	12,441%	12,348%	12,242%		
BB PREVID RF IRF-M1	B. BRASIL	ART 7º, I, B	2,499%	1,902%	2,488%	3,035%	4,090%	4,763%	5,683%	6,440%	5,827%	5,187%		
BB PREVID RF IMAB 5+	B. BRASIL	ART 7º, I, B	5,478%	5,486%	5,654%	5,718%	5,626%	5,624%	5,633%	5,587%	5,549%	5,507%		
BB PREVID RF IRF-M TP	B. BRASIL	ART 7º, I, B	16,918%	16,769%	16,485%	16,376%	16,272%	16,188%	15,895%	15,780%	15,723%	15,682%		
RENDA FIXA INFLAÇÃO 5 FIC	ITAÚ	ART 7º, I, B	8,429%	8,349%	7,997%	7,791%	7,778%	7,650%	7,502%	7,453%	7,383%	7,306%		
RENDA FIXA INFLAÇÃO FICFI	ITAÚ	ART 7º, I, B	1,979%	1,974%	1,976%	1,970%	1,949%	1,936%	1,923%	1,906%	1,891%	3,232%		
FICFI IMA-B TIT PUBLICOS	BRADESCO	ART 7º, I, B	15,873%	15,837%	15,863%	15,824%	15,651%	15,539%	15,441%	15,306%	16,442%	16,302%		
FI BRASIL IMA-B TIT PUBL RF L	CAIXA	ART 7º, I, B	18,473%	19,482%	19,511%	19,462%	19,256%	19,131%	19,001%	18,835%	18,698%	18,542%		
FI BRASIL IMA-B 5 TP RF LP	CAIXA	ART 7º, I, B	12,329%	12,213%	11,699%	11,400%	11,383%	11,197%	10,982%	10,911%	10,812%	10,701%		
NTN-B 15/05/2045	TESOURO NAC.	ART 7º, I, A	5,132%	5,128%	5,446%	5,580%	5,283%	5,346%	5,397%	5,342%	5,327%	5,299%		
		-	100,000%	100,000%	100,000%	100,000%	100,000%	100,000%	100,000%	100,000%	100,000%	100,000%	100,000%	100,000%

ALOCÇÃO POR INVESTIMENTO

