



## INSTITUTO DE PREVIDÊNCIA SOCIAL DOS SERVIDORES PÚBLICOS DO MUNICÍPIO DE PORTO FELIZ

Rua Geraldo Esmédio Pires, 45, Centro, Porto Feliz / SP

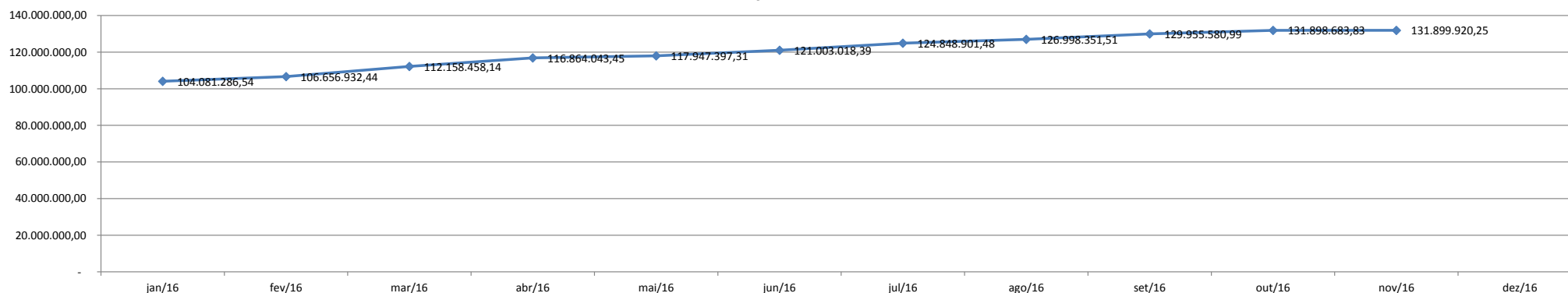
Fone / Fax: (15) 3261-6725 / (15) 3262-4296 / Site: www.portoprevportofeliz.sp.gov.br

### CARTEIRA DE INVESTIMENTOS DE 2016

Valores em R\$

INVESTIMENTOS	INSTITUIÇÃO FINANCEIRA	ENQUAD. RES. CVM	MÊS / ANO											
			jan/16	fev/16	mar/16	abr/16	mai/16	jun/16	jul/16	ago/16	set/16	out/16	nov/16	dez/16
BB PREVID IMA-B TP	B. BRASIL	ART 7º, I, B	13.416.082,08	13.715.984,60	14.446.939,52	15.010.961,32	14.992.972,10	15.278.461,77	15.660.836,50	15.800.229,72	16.047.311,82	16.147.332,78	15.944.374,54	
BB PREVID RF IRF-M1	B. BRASIL	ART 7º, I, B	2.600.841,18	2.028.150,14	2.790.913,73	3.546.742,68	4.824.382,20	5.763.684,39	7.094.983,81	8.178.571,74	7.572.307,28	6.842.039,64	6.260.433,77	
BB PREVID RF IMAB 5+	B. BRASIL	ART 7º, I, B	5.702.019,89	5.851.282,42	6.341.851,12	6.681.872,11	6.635.974,21	6.805.386,56	7.032.240,24	7.094.922,94	7.211.596,83	7.263.856,71	7.109.166,74	
BB PREVID RF IRF-M TP	B. BRASIL	ART 7º, I, B	17.608.375,23	17.885.050,18	18.488.956,34	19.137.757,23	19.192.149,62	19.587.515,07	19.845.272,84	20.040.486,09	20.432.752,16	20.683.821,84	20.742.935,82	
RENDA FIXA INFLAÇÃO 5 FIC	ITAÚ	ART 7º, I, B	8.773.178,31	8.905.079,02	8.969.434,83	9.104.638,54	9.174.189,02	9.256.986,58	9.365.545,89	9.464.991,21	9.595.219,31	9.636.346,84	11.478.594,53	
RENDA FIXA INFLAÇÃO FICFI	ITAÚ	ART 7º, I, B	2.059.545,93	2.105.237,80	2.215.969,03	2.302.088,94	2.299.005,43	2.342.439,05	2.400.225,20	2.420.352,17	2.457.112,66	4.262.415,70	4.208.329,95	
FICFI IMA-B TIT PUBLICOS	BRADESCO	ART 7º, I, B	16.520.895,94	16.891.317,28	17.791.383,98	18.493.051,08	18.459.856,14	18.802.259,52	19.277.861,31	19.437.741,20	21.366.818,42	21.502.161,65	21.248.148,13	
FI BRASIL IMA-B TIT PUBL RF L	CAIXA	ART 7º, I, B	19.226.689,09	20.778.974,20	21.883.149,85	22.743.579,66	22.712.279,17	23.148.651,93	23.723.086,90	23.920.248,84	24.298.989,09	24.456.258,47	24.171.241,80	
FI BRASIL IMA-B 5 TP RF LP	CAIXA	ART 7º, I, B	12.831.961,54	13.026.071,68	13.121.776,75	13.322.106,81	13.425.678,42	13.548.936,38	13.710.287,07	13.856.691,32	14.050.488,12	14.114.547,06	14.167.846,19	
NTN-B 15/05/2045	ESOURO NA	ART 7º, I, A	5.341.697,35	5.469.785,12	6.108.082,99	6.521.245,08	6.230.911,00	6.468.697,14	6.738.561,72	6.784.116,28	6.922.985,30	6.989.903,14	6.568.848,78	
<b>TOTAL</b>			<b>104.081.286,54</b>	<b>106.656.932,44</b>	<b>112.158.458,14</b>	<b>116.864.043,45</b>	<b>117.947.397,31</b>	<b>121.003.018,39</b>	<b>124.848.901,48</b>	<b>126.998.351,51</b>	<b>129.955.580,99</b>	<b>131.898.683,83</b>	<b>131.899.920,25</b>	

### EVOLUÇÃO DA CARTEIRA





## INSTITUTO DE PREVIDÊNCIA SOCIAL DOS SERVIDORES PÚBLICOS DO MUNICÍPIO DE PORTO FELIZ

Rua Geraldo Esméio Pires, 45, Centro, Porto Feliz / SP

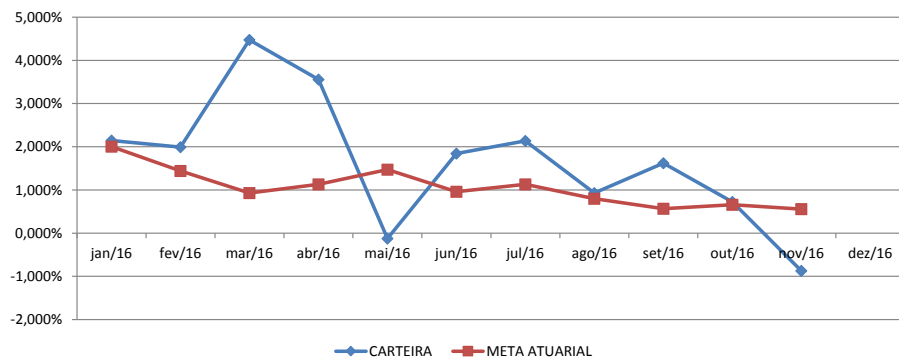
Fone / Fax: (15) 3261-6725 / (15) 3262-4296 / Site: www.portoprevportofeliz.sp.gov.br

### CARTEIRA DE INVESTIMENTOS DE 2016

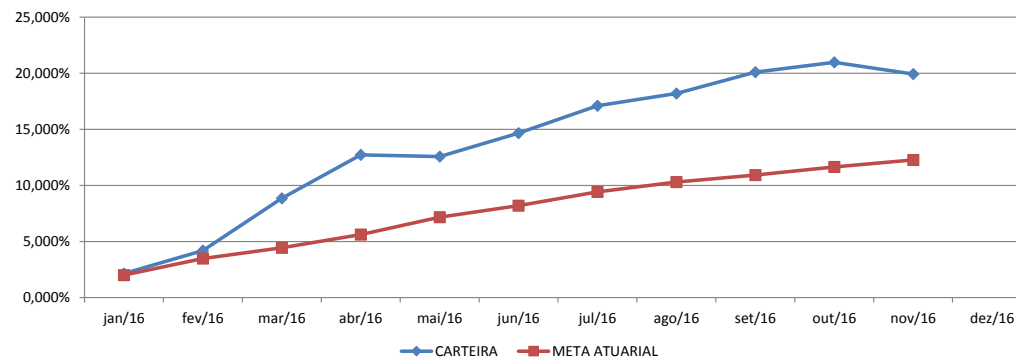
ÍNDICES DIVERSOS / BENCHMARK	ACUMULADO NO ANO	MÊS / ANO											
		jan/16	fev/16	mar/16	abr/16	mai/16	jun/16	jul/16	ago/16	set/16	out/16	nov/16	dez/16
IPCA	6,288%	1,270%	0,900%	0,430%	0,610%	0,780%	0,350%	0,520%	0,440%	0,080%	0,260%	0,180%	
INPC	6,580%	1,510%	0,950%	0,440%	0,640%	0,980%	0,470%	0,640%	0,310%	0,080%	0,170%	0,070%	
CDI	14,001%	1,055%	1,001%	1,161%	1,054%	1,107%	1,161%	1,110%	1,214%	1,107%	1,047%	1,037%	
SELIC	14,107%	1,063%	1,010%	1,170%	1,063%	1,116%	1,160%	1,116%	1,223%	1,116%	1,056%	1,045%	
IBOVESPA	38,911%	-6,790%	5,910%	16,970%	7,700%	-10,090%	6,300%	11,220%	1,030%	0,800%	11,230%	-4,650%	
META ATUARIAL (INPC + 6% a.a.)	12,975%	2,004%	1,441%	0,929%	1,130%	1,472%	0,959%	1,130%	0,798%	0,567%	0,658%	0,557%	

RENTABILIDADE	MÊS / ANO											
	jan/16	fev/16	mar/16	abr/16	mai/16	jun/16	jul/16	ago/16	set/16	out/16	nov/16	dez/16
CARTEIRA (MÊS)	2,145%	1,994%	4,474%	3,558%	-0,125%	1,845%	2,137%	0,929%	1,620%	0,726%	-0,871%	
CARTEIRA (ACUM. ANO)	2,145%	4,182%	8,843%	12,716%	12,574%	14,651%	17,101%	18,188%	20,103%	20,974%	19,921%	
META ATUARIAL INPC + 6% a.a. (MÊS)	2,004%	1,441%	0,929%	1,130%	1,472%	0,959%	1,130%	0,798%	0,567%	0,658%	0,557%	
META ATUARIAL INPC + 6% a.a. (ACUM. ANO)	2,004%	3,474%	4,436%	5,616%	7,170%	8,197%	9,420%	10,293%	10,919%	11,648%	12,270%	
DIFERENÇA CARTEIRA X META ATUARIAL (MÊS)	0,138%	0,545%	3,512%	2,401%	-1,574%	0,877%	0,996%	0,129%	1,047%	0,068%	-1,420%	
DIFERENÇA CARTEIRA X META ATUARIAL (ACUM. ANO)	0,138%	0,684%	4,220%	6,722%	5,043%	5,964%	7,019%	7,158%	8,280%	8,353%	6,814%	

**RENTABILIDADE MENSAL**



**RENTABILIDADE ACUMULADA**





## INSTITUTO DE PREVIDÊNCIA SOCIAL DOS SERVIDORES PÚBLICOS DO MUNICÍPIO DE PORTO FELIZ

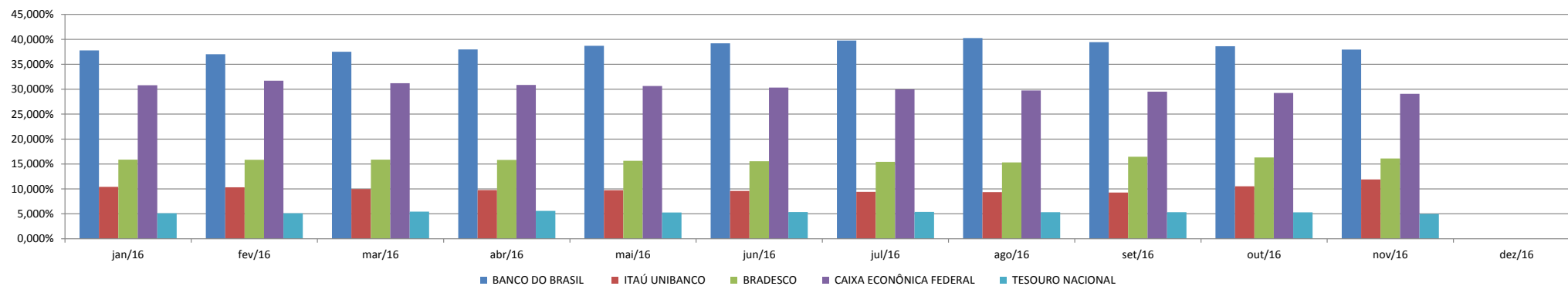
Rua Geraldo Esméio Pires, 45, Centro, Porto Feliz / SP

Fone / Fax: (15) 3261-6725 / (15) 3262-4296 / Site: www.portoprevportofeliz.sp.gov.br

### CARTEIRA DE INVESTIMENTOS DE 2016

ALOCÇÃO POR INSTITUIÇÃO FINANCEIRA	MÊS / ANO											
	jan/16	fev/16	mar/16	abr/16	mai/16	jun/16	jul/16	ago/16	set/16	out/16	nov/16	dez/16
BANCO DO BRASIL	37,785%	37,016%	37,508%	37,973%	38,700%	39,202%	39,755%	40,248%	39,447%	38,618%	37,951%	
ITAÚ UNIBANCO	10,408%	10,323%	9,973%	9,761%	9,727%	9,586%	9,424%	9,359%	9,274%	10,537%	11,893%	
BRADESCO	15,873%	15,837%	15,863%	15,824%	15,651%	15,539%	15,441%	15,306%	16,442%	16,302%	16,109%	
CAIXA ECONÔMICA FEDERAL	30,802%	31,695%	31,210%	30,861%	30,639%	30,328%	29,983%	29,746%	29,510%	29,243%	29,067%	
TESOURO NACIONAL	5,132%	5,128%	5,446%	5,580%	5,283%	5,346%	5,397%	5,342%	5,327%	5,299%	4,980%	
<b>TOTAL</b>	<b>100,000%</b>	<b>100,000%</b>	<b>100,000%</b>	<b>100,000%</b>	<b>100,000%</b>	<b>100,000%</b>	<b>100,000%</b>	<b>100,000%</b>	<b>100,000%</b>	<b>100,000%</b>	<b>100,000%</b>	<b>100,000%</b>

### ALOCÇÃO POR INSTITUIÇÃO





**INSTITUTO DE PREVIDÊNCIA SOCIAL DOS SERVIDORES PÚBLICOS DO MUNICÍPIO DE PORTO FELIZ**

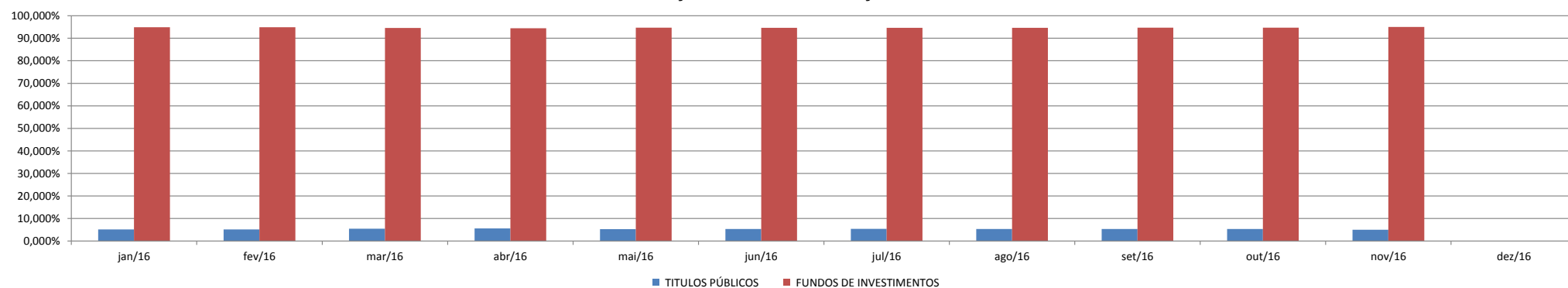
Rua Geraldo Esméio Pires, 45, Centro, Porto Feliz / SP

Fone / Fax: (15) 3261-6725 / (15) 3262-4296 / Site: www.portoprevportofeliz.sp.gov.br

**CARTEIRA DE INVESTIMENTOS DE 2016**

ALOCÇÃO CONFORME RESOLUÇÃO CVM 3922 / 2010	LIMITE SUPERIOR (Política de Investimentos)	MÊS / ANO											
		jan/16	fev/16	mar/16	abr/16	mai/16	jun/16	jul/16	ago/16	set/16	out/16	nov/16	dez/16
TÍTULOS PÚBLICOS ART. 7º, I, I	10,000%	5,132%	5,128%	5,446%	5,580%	5,283%	5,346%	5,397%	5,342%	5,327%	5,299%	4,980%	
FUNDOS DE INVESTIMENTOS ART. 7º, I, I	100,000%	94,868%	94,872%	94,554%	94,420%	94,717%	94,654%	94,603%	94,658%	94,673%	94,701%	95,020%	
<b>TOTAL</b>		<b>100,000%</b>	<b>100,000%</b>	<b>100,000%</b>	<b>100,000%</b>	<b>100,000%</b>	<b>100,000%</b>	<b>100,000%</b>	<b>100,000%</b>	<b>100,000%</b>	<b>100,000%</b>	<b>100,000%</b>	<b>100,000%</b>

**ALOCÇÃO CONFORME RESOLUÇÃO 3922/2010**





**INSTITUTO DE PREVIDÊNCIA SOCIAL DOS SERVIDORES PÚBLICOS DO MUNICÍPIO DE PORTO FELIZ**

Rua Geraldo Esméδιο Pires, 45, Centro, Porto Feliz / SP

Fone / Fax: (15) 3261-6725 / (15) 3262-4296 / Site: www.portoprevportofeliz.sp.gov.br

**CARTEIRA DE INVESTIMENTOS DE 2016**

ALOCÇÃO POR INVESTIMENTO		ENQUAD. RES. CVM	MÊS / ANO											
			jan/16	fev/16	mar/16	abr/16	mai/16	jun/16	jul/16	ago/16	set/16	out/16	nov/16	dez/16
BB PREVID IMA-B TP	B. BRASIL	ART 7º, I, B	12,890%	12,860%	12,881%	12,845%	12,712%	12,627%	12,544%	12,441%	12,348%	12,242%	12,088%	
BB PREVID RF IRF-M1	B. BRASIL	ART 7º, I, B	2,499%	1,902%	2,488%	3,035%	4,090%	4,763%	5,683%	6,440%	5,827%	5,187%	4,746%	
BB PREVID RF IMAB 5+	B. BRASIL	ART 7º, I, B	5,478%	5,486%	5,654%	5,718%	5,626%	5,624%	5,633%	5,587%	5,549%	5,507%	5,390%	
BB PREVID RF IRF-M TP	B. BRASIL	ART 7º, I, B	16,918%	16,769%	16,485%	16,376%	16,272%	16,188%	15,895%	15,780%	15,723%	15,682%	15,726%	
RENDA FIXA INFLAÇÃO 5 FIC	ITAÚ	ART 7º, I, B	8,429%	8,349%	7,997%	7,791%	7,778%	7,650%	7,502%	7,453%	7,383%	7,306%	8,703%	
RENDA FIXA INFLAÇÃO FICFI	ITAÚ	ART 7º, I, B	1,979%	1,974%	1,976%	1,970%	1,949%	1,936%	1,923%	1,906%	1,891%	3,232%	3,191%	
FICFI IMA-B TIT PUBLICOS	RADESCO	ART 7º, I, B	15,873%	15,837%	15,863%	15,824%	15,651%	15,539%	15,441%	15,306%	16,442%	16,302%	16,109%	
FI BRASIL IMA-B TIT PUBL RF	CAIXA	ART 7º, I, B	18,473%	19,482%	19,511%	19,462%	19,256%	19,131%	19,001%	18,835%	18,698%	18,542%	18,325%	
FI BRASIL IMA-B 5 TP RF LP	CAIXA	ART 7º, I, B	12,329%	12,213%	11,699%	11,400%	11,383%	11,197%	10,982%	10,911%	10,812%	10,701%	10,741%	
NTN-B 15/05/2045	SOURO N	ART 7º, I, A	5,132%	5,128%	5,446%	5,580%	5,283%	5,346%	5,397%	5,342%	5,327%	5,299%	4,980%	
-			<b>100,000%</b>	<b>100,000%</b>	<b>100,000%</b>	<b>100,000%</b>	<b>100,000%</b>	<b>100,000%</b>	<b>100,000%</b>	<b>100,000%</b>	<b>100,000%</b>	<b>100,000%</b>	<b>100,000%</b>	

**ALOCÇÃO POR INVESTIMENTO**

